

Technical Information
Center For the Arts
Pfleeger Concert Hall, Rowan University
Previously Wilson Concert Hall

201 Mullica Hill Rd., Glassboro, NJ 08028-1777

Office: (856)-256-4549 Fax: (856)-256-4919

<http://www.rowan.edu/tam>

Theater Arts Manager: Stuart McGee

E-mail: mcgee@rowan.edu

Table of Contents

	<u>Page</u>
General Information	
Contact Information	3
Area Hotels, Taxi Services, Restaurants	4
Bars, Handicapped Access, Emergency Numbers/Doctors, Parking	5
Travel Directions (w/map), Time Zone, Currency, Measurements, Language	6
Management	
Production Office, Stage Manager's Console, Rehearsal Rooms, Crew	7
Policies (Animals, Access, House, Recording, Security, Smoking, Alcohol)	8
Load-In	
Dimensions, Map	9
Carpentry	
Seating, Stage Dimensions, Stage Floor, House Draperies	10
Line Set Data, Support Areas	11
Policies (Spray Painting, Fire Curtain, Rigging, Flameproofing)	12
Lighting	
Power, Dimmers, Control, Circuits	13
Front of House, Equipment Inventory, Notes	14
Sound	
Power, Wiring, Control, Monitors, Production Communication	15
Equipment Inventory	16
Props	
Orchestra Pit, Music, Shell, Platforms, Dance Floor, Lecterns	17
Wardrobe	
Dressing Rooms, Wardrobe Area, Quick-Change Booths	18
Attachments	
Line Set Plot	Attachment A 19
Seating Chart	Attachment B 20
Restaurants Map	Attachment C 21
University Ground Plan	Attachment D 22
Backstage Floor Plan of Theater Wing	Attachment E 23

This technical packet conforms to USITT standards and is also available online at <http://www.rowan.edu/tam>.
Pictures of space are also available at the same web address.
Any prices quoted are approximate. Listings of hotel, restaurants, and doctors do not constitute endorsements.

General Information

Address:

Rowan University
Center for the Arts
c/o _____
201 Mullica Hill Rd.
Glassboro, NJ 08028-1777

Production Services:

Facilities Director

Stuart McGee

O: 856-256-4549

Fax: 856-256-4919

H: 856-629-3983

E-mail: mcgee@rowan.edu

House Operations

(Concessions, House Manager)

Kathy O'Leary

O: 856-256-4559

Fax: 856-256-4919

E-mail: oleary@rowan.edu

Lighting Director

Deanna M. Ford

(Contact thru Stuart McGee)

O: 856-256-4549

Fax: 856-256-4919

E-mail: deannamford@hotmail.com

Executive Director

Programming

Mark Fields

O: 856-256-4578

Fax: 856-256-4919

E-mail: fields@rowan.edu

Office Manager

(Accommodations / Transportation)

Ginny Allen

O: 856-256-4547

Fax: 856-256-4919

E-mail: allen@rowan.edu

Marketing Director

(Publicity)

Amy Lebo

O: 856-256-4553

Fax: 856-256-4919

E-mail: lebo@rowan.edu

Box Office:

Box Office Manager

Melissa Kramer

O: 856-256-4578

Fax: 856-256-4919

E-mail: kramerm@rowan.edu

Administrative Services:

Dean, Fine and Performing Arts

Dr. Donald Gephart

O: 856-256-4550

Fax: 856-256-4919

E-mail: gephartd@rowan.edu

VP of Administration & Finance (Contracting)

Lawrence Reader

O: 856-256-4144

Fax: 856-256.4331

E-mail: reader@rowan.edu

Area Hotels:

Fairfield Inn
1160 Hurffville Rd., Deptford, NJ 08096
856-686-9050
Weekdays: \$55.00; Double \$65.00
Truck/Bus parking, Continental Breakfast, Indoor Pool
15 min from Rowan
Four Points
1450 Rt. 70 East, Cherry Hill, NJ 08002
856-428-2300
Single: \$115.00; Double: \$ 115.00
Truck/bus parking, outdoor Pool, lounge, restaurant
40 min. from Rowan

Holiday Inn – Runnemede
109 E. 9th Ave, Runnemede, NJ 08078
856-939-4200
Single: \$89.00; Double: \$89.00
Truck/bus parking, outdoor pool, lounge, restaurant
30 min. from Rowan

Radisson Hotel
915 RT. 73 North, Mt. Laurel, NJ 08054
856-234-7300
Weekday \$119.00; Weekend:\$99.00
Truck/bus parking, outdoor pool, lounge, restaurant
45 min. from Rowan

Holiday Inn - Bridgeport
HWY 295 & Center Sq., Bridgeport, NJ 08085
856-467-3322
Single: \$104.00; Double: \$104.00
Truck/bus parking, pool, lounge, 2 restaurants
30 min from Rowan

Comfort Inn
107 E. 9th Ave, Runnemede, NJ 08078
856-939-6700
Single: \$82.00; Double: \$82.00
Truck/bus parking, fitness room
30 min. from Rowan

Hilton Hotel
2349 W. Marlton Pike, Cherry Hill, NJ 08002
856-665-6666
Single: \$149.00; Double: \$149.00
Truck/bus parking, outdoor pool, fitness room, lounge, restaurant
40 min. from Rowan

Hampton Inn
2 Pureland Drive, Swedesboro, NJ 08080
856-476-6200 Fax: 856-476-6220
Single: \$99 (Call for special Rowan Rate)
Truck/bus parking, pool, fitness room, breakfast
30 min. from Rowan

Taxi Services:

Suburban Cab, 856-227-0700
Rapid Rover, 856-428-1500

Restaurants:

Super Sub	Rt. 322 & Heston, Glassboro	856-881-4412	M-Sa 11a-11p
Friendlys	Delsea Dr, Glassboro	856-589-2488	M-Su 8a-12p
Golden Dragon (Chinese)	Delsea Dr, Glassboro	856-881-6612	M-Sa 12p-10p
Italian Affair	Delsea Dr, Glassboro	856-881-2121	M-Sa 11a-11p
Pizza Hut	Delsea Dr, Glassboro	856-582-3440	M-Sa 11-11p
P & B's Diner	Delsea Dr, Glassboro	856-881-1579	M-Sa 7a-1a
Peking Gourmet (Chinese)	Delsea Dr, Glassboro	856-881-4055	M-Sa 11a-10p
Boston Market,	Delsea Dr, Glassboro	856-582-0111	M-Su 11a-9p

This is only a partial list. Please see attached map (attachment C) or talk to local crew for more places and suggestions.

Bars:

Caesar's	721 N Main St, Glassboro	856-881-3333	M-Sa 12p-12a
Franklin House	Main & West St., Glassboro	856-881-0833	M-Sa 11a-1a
J.G. Cooks	Holly Ave & Lambs Rd, Pitman	856-582-8586	M-Su 12p-1a

Banks:

Commerce Bank	Delsea Dr., Glassboro	856-881-5200	Call for times
First Union	Main St., Glassboro	856-881-4989	Call for times

Shopping:

College Town Center	Delsea Dr., Glassboro	Various shops, grocery store
Double Tree Mall	Delsea Dr., Glassboro	Various shops, grocery store
Deptford Mall	Off Rt. 55 in Deptford, Exit 58	Various shops, theaters

Handicapped Access:

Seventeen (17) wheelchair positions in center of seating area. Lobby and bathrooms all wheelchair accessible. Radio-signal assistive listening system available. Large-print programs available. TDD NJ Relay Service 1-800-852-7899

Emergency Numbers:

Public safety (On-campus emergencies): 4911

Off-campus emergencies: 911

Student Health Center	On campus/Linden Hall	856-256-4333
John F. Kennedy Hospital	Hurffville-Crosskeys Rd., Turnersville	856-582-2856 Info 856-582-2816 Emergency
Allergist: Dr. Grant Kehler	W. Red Bank Ave., Woodbury	856-845-8600
Chiropractor: Dr. Stanley Sherman	405 N. Main St., Glassboro	856-881-8811
Dentist: Horn Dental Associates	Lambs Rd., Pitman	856-589-0090
Ear, Nose, Throat: Dr. Kenneth Rosen	Egg Harbor Rd., Turnersville	856-589-8600
Orthopedist: Tri County Orthopedic	1-A Regulus Dr., Turnersville	856-589-7770
Ob-gyn: Dr. Robert Block	4 Regulus Dr; Turnersville	856-582-0010
Optometrist: Dr. Thomas Rozanski	Ganttown Rd., Sewell	856-589-4545
General Practitioner: Dr. Nicholas Demaria	Route 536, Sicklerville	856-629-5100

Parking:

Loading dock will hold three full-size tractor-trailers (or buses) side by side.

All other vehicles must park in lot next to theater. Please see office about passes.

Lots are also used by faculty and students, and may get crowded during weekdays.

Parking lot access by guard during weekday daylight hours via Bowie Boulevard.

Overnight lot parking is available (please call ahead for arrangements).

No shore power available.

Please call ahead with vehicle information.

Laundry:

Washer, dryer in women's dressing room, steamer and irons available.
 Dry Cleaners: Glassboro Laundry, College Town Center: 856-881-5472

Travel Directions:

Calendar and Directions Hotline: 856-256-4508

From NYC/North Jersey:

Take the N.J. Turnpike south to Exit 7 and continue south on 295 to the Atlantic City Expressway South (Route 42). From Expressway take Route 55 South to Exit 50 A. Take this exit and it will lead you on to Rt. 322 East. *Follow Rt. 322 East until you reach a traffic light. (Landmark: Wawa convenience Store on the left.) At the light, turn left onto Bowie Blvd. Go over the railroad tracks and make the first right-hand turn, which is just past the Rowan sign. Wilson is the second building on the right. The loading dock is accessed from this road.*

From Philadelphia:

Take the Walt Whitman Bridge to the Atlantic City Expressway (Route 42), exit onto Route 55, and go to Exit 50A. From here, continue as directed in italics above.

From the South:

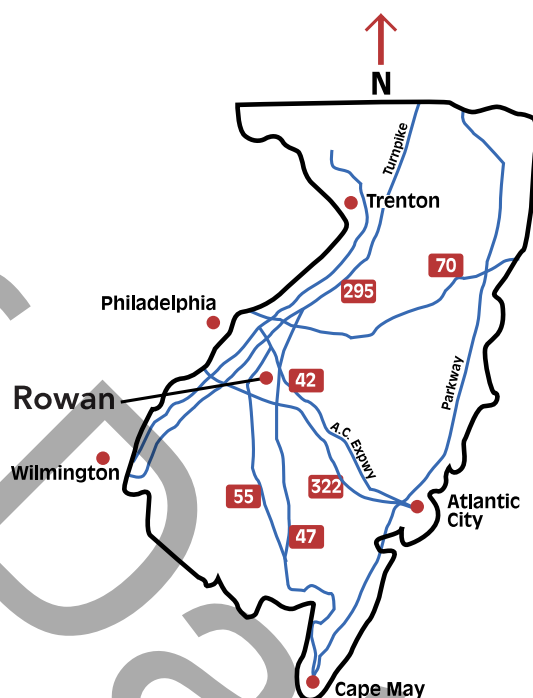
Take the N.J. Turnpike to Exit 2 for Route 322 East. Once you see the entrance to Route 55, continue as directed in italics above.

OR

Take Route 295 North to Exit 11A for 322 East. Once you see the entrance to Route 55, continue as directed in italics above.

From Atlantic City:

Take the Expressway to the Williamstown Exit 3, turn left and proceed to 322 West. Turn Right at the Wawa Market on to Bowie Blvd. and turn right after the Rowan sign. Wilson is the second building on the right. The loading dock is accessed from this road.



Time Zone: Eastern Time Zone (US and Canada) (GMT -05:00)

Currency: United States (We do not have the ability to exchange funds or cash company checks.)

Measurement: "English" (feet and inches)

Language: English (We do not have translators available.)

Management

Production Room (Touring Office):

Behind stage, in hallway with dressing rooms (may be used as dressing room if needed. Digital phone line and analog fax/modem line. Voice: 856-256-4534 Fax: 856-256-4571 (Fax machine must be supplied by company.)

Windows 95 computers with Internet access available for limited use in office next door. All mail should be sent to theater address c/o Stuart McGee.

Stage Manager's Console:

Standard position is down left just off stage.

Has 12-channel dimmer panel, non-dim and house light control.

On-campus phone and Clear-Com headset available.

Video and audio monitors must be supplied by company.

Talk back / dressing room microphone available by special request only.

Secondary position, side booths at back of house, same amenities available as stage position except dimmer panel.

Rehearsal Rooms:

All rooms by available by special arrangement only!

Room 153 (Choral Room): 45' x 46' (13.71m x 14.02m) w/ tile floor

Room 156 (Orchestra Room): 45' x 55' (13.71m x 16.76m) w/ tile floor

Upper dance studio (across campus): 40' x 15' (12.19m x 4.57m) w/ sprung floor

Lower dance studio (across campus): 40' x 15' (12.19m x 4.57m w/ sprung floor

Crew:

We are a non-union facility. The presenter's management and the artists representative shall determine call size. Our trained part-time university employees, who are familiar with our equipment and facility, staff all events. One staff member must be present whenever a venue is in use regardless of any other personnel required. Each production is assigned a minimum of two staff members, one backstage and one for the front of the house to care for production needs and emergencies. However, minimum staff size is at the discretion of management and is determined on an event-to-event basis.

Handicapped Access:

All backstage areas are wheelchair accessible. Accessible restrooms are available near dressing rooms.

House Policies:

Animals: Except when used for handicap assistance or in a performance animals are not allowed in the Center. Under no circumstances will performance animals be allowed in the Center other than during rehearsal and/or performance. This privilege must be secured prior to the load-in.

Backstage access: Members of the audience are not allowed on stage or backstage during a performance or intermission. Access before and after determined on a show-to-show basis. (Backstage area does not include main hallways.)

Concession sales: Hard concession sales must be arranged for in advance through the Center. Prior to sales, the concessions will be audited, location for said sales designated, staffing and commissions mutually agreed upon. Standard commission is 15%.

Curtain times: Standard evening curtain time for the Center is 8 p.m. weekdays, and 7 p.m. Sundays. Standard matinee curtain time is 3 p.m.

Front of house: All house staff, ticket staff, and seating arrangements are furnished and controlled by the Center's box office & house operations.

House access: Access to the house during performance by company members is by ticket only and subject to house seating policy.

House opening: We open 30 minutes prior to curtain. At this time the stage must be clear or the main curtain lowered. Fire announcement must be made within 5 minutes of curtain.

Late seating: As a courtesy to our audience, we ask that at all performances; late seating opportunities are mutually agreed upon.

Photography or recording: Neither is permitted without the express permission of the Center for the Arts. Flash photography is forbidden at any time!

Security: The Center will make every effort to vouchsafe the artist's privacy and property by limiting the access to the Concert Hall and rehearsal rooms while the artist is on the premises. However, the Concert Hall is part of a multi-use facility on the university campus, and there may be unanticipated needs to access the theater space. The center will make every effort to notify the artist if such a need arises. Valuables should not be left in dressing rooms. It is recommended that they be collected by your stage manager prior to the show and kept with the stage manager until the performance is completed. Except for the backstage hallway (hallway between stage and main hallway), all hallways must remain free for public access.

Signs and decoration: No sign or decoration is allowed on the building exteriors or sidewalks. Decorations or signs shall not be placed in any rooms, hallways, lobbies, or theatres in the building without the permission of the management. The party responsible for the damage will pay for any damage caused by improper mounting.

Smoking and Alcohol: Smoking is not permitted in any buildings on campus. Alcohol is not permitted on campus at any time.

Catering: All catering must be arranged ahead of time through the center.

Load-In Area

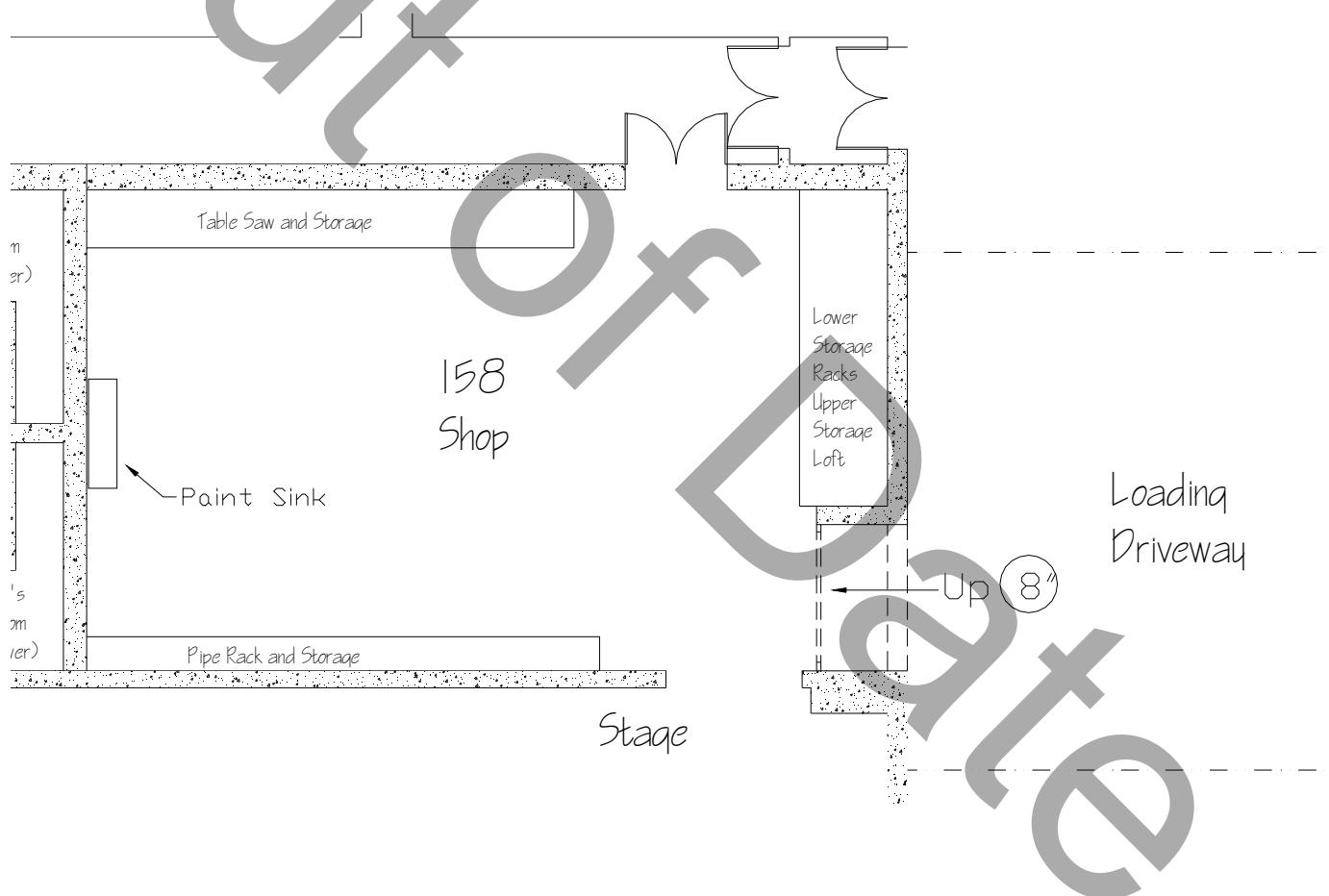
Dimensions:

Dock is at street level with a small ramp (up 8 inches) to get to stage level. Three tractor-trailers can fit side by side in loading area without blocking traffic. We do not have a ramp to get from truck to street height.

Loading door is 7'-6" wide x 9'-11" high (2.28m x 3.02m). All scenery then must make a 90-degree turn in the shop and go through the shop door, which is 7'-6" wide x 16' high (2.28m x 4.87m). Maximum length of scenery should be less than about 40' (12.19).

Map:

See also, Backstage Floor Plan of Theater Wing, Attachment E



Carpentry

Seating:

892 seats raked continental seating (465 seats in front of break, 427 seats behind break).

17 wheelchair slots.

95' (28.956m) to farthest seat, 45' (13.71m) to break

See Attachment B

Stage Dimensions:

Proscenium: 25' high x 50' wide (7.62m x 15.24m) Stage is 38'-6" (11.73m) deep.

Curved Apron, edges of apron – 1'-8" (.50m) curve depth.

Apron below plaster line 8' (2.43M) at center.

Apron below plaster line with pit up 14' (4.26m) at center.

Wing space, stage left: 15' x 37' (4.57m x 11.27m) includes dimmer racks and storage for orchestra shell.

Wing space stage right: 5' x 37' (1.52m x 11.27m) includes room for rail operators.

Grid height: From deck to grid surface 54' (16.45m)

Orchestra pit: Motorized lift can stop anywhere between stage level and 7'-10" (2.38m).

Capacity at bottom position, 45 musicians; at any other position, 30 musicians.

No storage room in pit area.

Controls downstage left, off stage.

Stage height: 3'-6" (1.06m) from house floor.

Stage floor:

Masonite-covered, softwood on rubber sleepers, black surface.

House Draperies:

House curtain: Maroon velour, guillotine on line set #1 at 1'-0" (.3m) from plaster line, controlled manually from rail stage right.

Legs: 2 sets @ 15' x 32' (4.57m x 9.75m), black velour, no fullness.

5 sets @ 10' x 25' (3.05m x 7.62m), black velour, no fullness.

Borders: 4 @ 8' x 53' (2.43m x 16.15m), black velour, no fullness.

6 @ 11' 6" x 52' (3.5m x 15.8m), black velour, no fullness.

Three borders hang as sound baffles at rear of hall.

Full stage: 2 panels that are 25' x 31' (7.62m x 9.44m), black velour, no fullness.

Scrim: Not available, must be supplied by company.

Cyclorama: Not available, must be supplied by company.

Star drop: 30' x 56' (9.14m x 17.06m), black velour, no fullness with 9 circuits of lamps, on line set #46 at 32'-8" (9.95m) from plaster line.

Line Set Data:

Line set plot: See Attachment A.

Working height of battens: High trim on all but electrics is 55' (16.76m) and low trim is 4' (1.22m). Electrics (line sets 5,9,17,19,27,33,37) out trim is about 35' (10.67).

Battens: 46 – 51' (15.24m) 1½" schedule 40 pipe on 8" centers (.20m). Some lift lines are available. Stage left can be extended by 2'- 6" (.76m) and still fly to grid. Stage right can be extended by 9" (.22m) and still fly to grid.

Type: All lines are single purchase, locks are at stage floor level but may be moved individually to mid gallery.

Arbor capacity: Maximum load 1,300 lb. per pipe (589.67 Kg)

Available weight: Aprox. 25,000lb. (11339.81 Kg) Weight consists mostly of 50-lb (+/- 15 lb.) steel bricks and the remainder are 25 lb. steel bricks.

Loading gallery: Stage right at 54'-10" (16.71m) above stage floor.

Pin rail (mid gallery): Stage right at 29' (8.83m) above stage floor.

Special note: Electrics (line sets 5,9,17,19,27,33,37) are permanent and cannot be changed. Orchestra shell ceilings (line sets 7,18,29,40) will not be moved. Main rag and star drop (Line sets 1,46) will not be moved.

Support Areas:

Crossover: Behind line set #46, 5' wide (1.52m) or using rear hallway and shop.

Access: From rear hallway (dressing room area) stage right side of crossover and from the shop up stage left offstage

Shop Area:

Located stage left through overhead door 7'-6" wide x 16' high (2.28m x 4.87m). Shop is 26' wide x 40' long (7.92m x 12.19m) of work space. Radial arm saw, band saw, drill press, and hand tools are available. Also has paint sink. The shop is may be used for a storage area.

Note:

Loading dock is direct access to shop; shop area must be kept clear for swinging large set pieces through shop. Please see Back Stage Floor Plan of Theater Wing Attachment E.

Policies:

Fire curtain: The free movement of the fire curtain to the stage floor must be maintained at all times.

Scenery and rigging: The Center reserves the right to inspect all scenery and rigging prior to use. The Center also reserves the right to make repairs as needed.

Spray painting: No spray painting is allowed onstage or in wardrobe areas.

Flameproofing: All scenery and properties must be flameproofed before they may be used on stage. Productions must show certification of flameproofing upon request and are subject to inspection by the state fire marshal.

All scenery or set decorations shall be capable of withstanding the standard test as follows:

***Definition:** The standard test for scenery and set decorations shall determine whether or not the materials or substances are capable of carrying fire, flame, or glow when the source of heat and fire is from the burning of an ordinary wooden match. "Scenery and set decorations" are defined as any stage material, paraphernalia, scenery, decorations, drapes, curtains, or other material used for scenery and/or set decorations.*

Procedure:

A) The test shall consist of igniting and burning an ordinary match, which when burning freely shall be held in contact with the material or substance being tested.

B) The test shall be conducted so that the naked flame of the burning match shall be neither aided nor retarded by drafts or currents of air.

C) If the flame from the burning match does not ignite or cause the substance or material being tested to burn or carry a flame or glow upon the removal of the lighted match, the substance or material shall be construed as passing in a satisfactory manner.

***Approval:** All scenery and set decorations as defined above must have approval prior to use.*

Lighting

Power:

120/208V, 3-phase 600 amp per leg off stage left (direct tie-in to dimmer rack power, requires Rowan University licensed electrician).

120/208V, 3-phase 100 amp per leg stage left wall 15' (4.57m) from stage (direct tie-in at disconnect).

2 @ 120/208V, 3-phase 200 amp per leg in basement, about 50' of cable is needed to reach stage left (direct tie-in at disconnect)

(Currently, voltage is running at about 105V per leg.)

Dimmers:

51 Kliegl (circa. 1970), 30 @ 3kW, 18 @ 7kW, 3 @ 7kW non-dim
No spare or replacement dimmers.

Levels feed by both analog signal and 48-channel DMX converter.

DMX connector in booth and up stage left (at SM console).

Non-dims and house lights can not be controlled by DMX signal.

Control Board:

EDI Enact (Version 2.3 w/1028 capacity and single monitor),

51-channel single scene Kliegl board and 12-channel stage manager's panel.

Kliegl board and DMX converter in lighting booth at back of house.). Enact can be placed at either the booth, break or backstage.

House Lights:

Control at stage left (SM console) or lighting booth. Two panic switches at either side of break.

Circuits:

210 @ 2kW circuits (all terminate at hard patch next to dimmers).

Circuit Chart: Also see Attachment F

Second catwalk: 146 to 157 - 12 available.

First catwalk: 127 to 145 - 19 available.

First electric: 1 to 24 - 24 available.

Second electric: 41 to 58 - 18 available (spaced in groups of three).

Third electric: 25 to 40 - 16 available (spaced in groups of three).

Fourth electric: 71 to 82 - 12 available (spaced in groups of three).

Fifth electric: 59 to 70 - 12 available (spaced in groups of three).

Sixth electric: 83 to 94 - 12 available (spaced in groups of three).

Seventh electric: 95 to 126 - 32 available.

Stage left: Wall pocket: 187,189,191,193,207,209.

Box boom: 194-196 and 6 circuits from wall pocket.

Floor pockets: (1)166,168,205 (2)162,203 (3)158,160,201 (4)194,195,196.

Stage right: Wall pocket: 186,188,190,192,208,210.

Box Boom: 197-199 and 6 circuits from wall pocket.

Floor pockets: (1)167,169,206 (2)163,165,204 (3)159,161,202 (4)197,198,199.

Front-of-House Transfer:

Use of house dimmers (and units) and feeding into DMX converter at either SL or booth OR running multi up through box boom to front of house.

Front-of-House Positions:

First catwalk: 41' throw (12.49m) at 48° at plaster line.

80' throw (24.38m) at 25° at 38' (11.58m) back from plaster line.

Second catwalk: 53' throw (16.15m) at 37° at plaster line.

91' throw (27.73m) at 22° at 38' (11.58m) back from plaster line.

Third catwalk: 60' throw (29.87m) at 33° at plaster line.

98' throw (24.38m) at 20° at 38' (11.58m) back from plaster line.

Fourth catwalk: 71' throw (21.64m) at 28° at plaster line.

110' throw (33.52m) at 18° at 38' (11.58m) back from plaster line .

Fifth catwalk: 86' throw (26.21m) at 23° at plaster line.

124' throw (37.79m) at 16° at 38' (11.58m) back from plaster line.

Box boom top: at 22' (6.7m) from deck, 24' (7.31m) throw to centerline.

Box boom middle: at 14' (4.26m) from deck, 17' (5.18m) throw to centerline.

Box boom bottom: at 8' (2.43m) from deck, 12' (3.65m) throw to centerline.

(First, second and third catwalks have parts that are obstructed by sound clouds.)

Equipment Inventory:

Instruments:

- 6 Kliegl #3451 8" ERF 80° 1,000w
- 6 Kliegl #3508 6" Fresnel 18° - 53° 750w
- 38 Kliegl #3518 8" Fresnel 18° - 53° 1,000w
- 50 Kliegl #1357 Elipsoidal Units 1000w (uses lenses below):
- 32 #1357/6W Elipsoidal Lens 28°
- 30 #1357 Elipsoidal Lens 18°
- 8 Altman #360Q 6x9 Elipsoidal 40° 1,000w
- 31 Altman 20/40 Zoom Elipsoidal 20° to 40° 1,000w
- 23 ETC Source 4 Elipsoidal 36° 575w
- 5 Kliegl strip lights 9 lamp/3 circuit 500w floor or baton
- 9 Kliegl Scoops 1,000w
- 42 Par64 floods 1,000w wide lamps

Follow spots: One Altman 400HTI Long Throw Voyager on fourth catwalk.

Two Lycian Super Arc 400

Hardware: Pattern holders for all Source4 and Altman 20/40.

Cable: Aprox 1500' (457m) of cable in 5', 10', 15', 25', 40' and 50' – 12/3 SO - 2pin and ground stage plug, no twist lock adapters available.

Aprox. 30 two-fers, various edison to stage pins are available
100' (30.48m) DMX cable

Film, video, and projection equipment: None in stock

Rentals from Audio Visual Center, Philadelphia PA, 215-563-6872

Notes: Instrument rentals from Earl Girls, Egg Harbor City NJ, 609-695-6900 (45-min drive).
Every effort will be made to comply with touring light plots provided they are received 6 weeks in advance.

Sound

Power:

120/208V, 3-phase 600 amp per leg off stage left (direct tie-in to dimmer rack power, requires Rowan University licensed electrician). Dimmers may cause interference.

120/208V, 3-phase 100 amp per leg stage left wall 15' (4.57m) from stage (direct tie-in at disconnect).

2 - 120/208V, 3-phase 200 amp per leg in basement, about 50' of cable is needed to reach stage left (direct tie-in at disconnect).

(Currently, voltage is running about 105V per leg.)

Wiring:

Microphone inputs: 12 on back wall of stage, 7 in pit, 4 in grid, 4 in catwalk.

Amplifier outputs: 4 upstage right, 3 downstage right, 4 in catwalk.

Center cluster permanently wired.

Microphone inputs are XLR and terminate at patch bay in sound booth.

All amplifier outputs are special 2-prong plug, amplifiers permanently wired to outputs, switchable at patch bay in sound booth.

See attachment F

Control Locations:

Sound booth with mesh screens at rear of house (holds sound board, amplifiers, patch bay, tape/CD) a 150' (45.72m) snake run from stage.

Center break, no equipment, no power (must be run with snake) - 110' (33.52m) snake run from stage.

Hearing-Assisted System:

Sound mate radio-assistive listening system, with 4 units stored with charger in box office. Fed by microphone on first catwalk.

Monitor/Paging System:

Shop, light booth, production offices, men's and women's dressing room. No speakers currently "across the hallway." Paging microphone by special request only. Fed by microphone on first catwalk.

Production Communications:

Clear-Com 2-channel base, in booth at rear of house. Theater is only wired for 1 channel only. 10 Headsets.

Stations stage left and right, catwalk, and booths. See attachment F.

Equipment Inventory:

Mixing consoles: Wheatstone, Model MTX40, 18 inputs 4 outputs in booth.

Fixed speaker: Center cluster (Theater Sound Inc. Approximately 600W)

Portable speakers: 2 - TOA 240 watts.

Microphones: 1 Shure SM58 LX Wireless, 5 Crown PCC160 , 3 Shure SM11, 3 Shure SM58, 1 Audiotechnica ATR-30 (w/switch), 1 Wirlwind direct box.

Playback: Denon stereo pitchable CD/tape player, 1/2-track reel-to-reel..

Signal processors: None.

Amplifiers: 6 – Crown D60, 30 watts permanently wire to outputs, 2 TOA 100 watts

Cable: 500' in 25', 10' and 2@100', no adapters available.

Notes:

Touring companies are encouraged to supply their own systems. Rental speakers must come with their own amps and be fed through microphone lines.

Sound companies are encouraged to use all their own systems.

Props

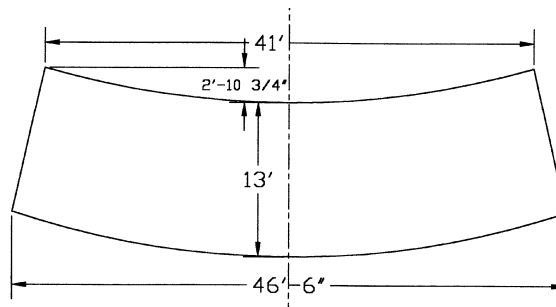
Orchestra Pit:

Motorized lift can stop anywhere between stage level and 7' 10" (7.83m) below stage level Capacity at bottom position, 45 musicians; at any other position, 30 musicians.

See carpentry for more info.

No storage room in pit area.

Controls downstage left, off stage.



Music:

Chairs: 50 red cushioned, 50+ tan hard (classroom type), 3 stools.

Stands: 100 black, conductor stand available.

Stand lights: 50 lights and assorted extension cord / plug strips.

Conductor podiums: 3 – various sizes and shapes.

Pianos: Assorted uprights, grands, and baby grands. Hamburg Steinway Major D
Yamaha baby grand

Orchestra Shell:

Wenger Diva Shell, Tan, Full Stage, $\frac{3}{4}$, $\frac{1}{2}$, $\frac{1}{4}$

Wenger Choral Shell, 5-unit portable

Platforms:

10 Wenger 4'x8' (1.21m x 2.43m) with gray carpet

7 Wenger Tourmaster choral risers

Dance Floor:

Rosco Black 6 rolls covering 40' x 40' (12.19m x 12.19m) of stage floor. We use gaffer's tape to lay floor, and do not allow the use of rosin.

Lecterns:

2 – with microphone and amplifier (hard brown and soft tan).

1 – rolling brown with drawers and overhead projector platform.

Notes:

No other hand props are available. Musical instruments available with prior notice.

Wardrobe

Dressing Rooms:

Men's: 6 positions (mirror, chair) 17' x 14' (5.18m x 4.26m) with bathroom and shower.

Women's: 6 positions (mirror, chair) 17' x 14' (5.18m x 4.26m) with bathroom and shower, also holds washer and dryer.

Soloist's (production office): up to 4 positions with portable mirrors 13' x 9' (3.96m x 2.74m).

Chorus: up 15 with portable mirrors 31' x 12' (9.44m x 3.65m)

Green Room: 21' x 12' (6.4m x 3.65m) Couch, table, sink, refrigerator.

Extra chairs, tables. Portable mirrors and clothing racks are available.

Other rooms may be available.

All rooms are located on same level behind stage. See Attachment E for locations.

Wardrobe Area: None available, green room usually used by touring companies.

Irons: 2.

Ironing boards: 1.


Steamers: 1 portable.

Washer/Dryer: 1 each, free, in women's dressing room.

Racks/Hangers: 5 racks available, various sizes. Small supply of hangers.

Quick-change booths: none.

Notes: None.



Line Set Plot (Attachment A)

Pfleeger Concert Hall - Rowan College of New Jersey

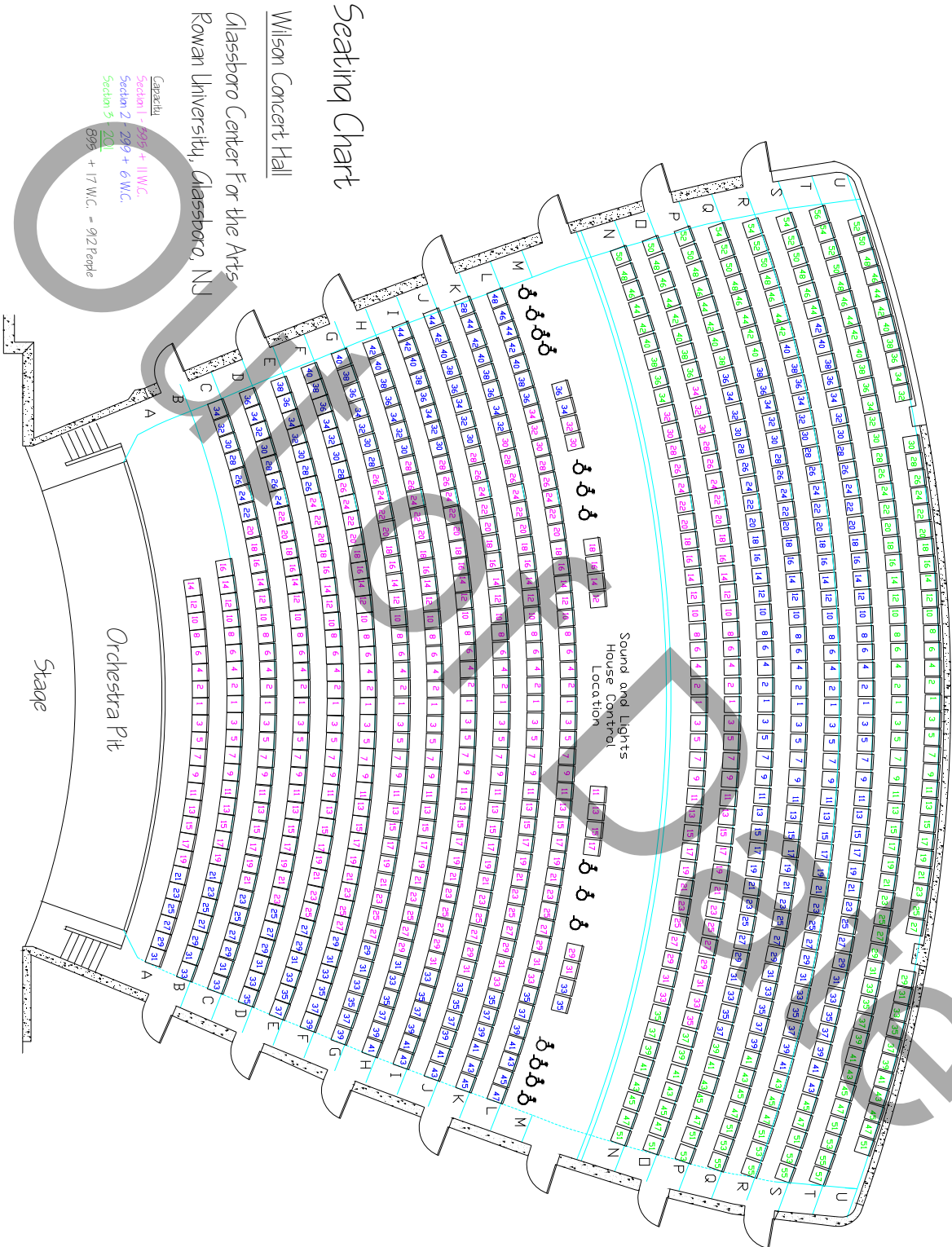
Show: _____

Date: ____/____/____ to ____/____/____

Line #	From P.L.	Trim	Weight	Use
0	0' - 0"	---	---	Fire Curtain
1	1' - 0"			Main Rag (Guillotine Type) (760 lb.)
2	1' - 8"			
3	2' - 4"			
4	3' - 0"			
5	3' - 8"			Electric #1 (475 lb.)
6	4' - 5"			
7	5' - 2"			Orchestra Shell Ceiling #1 (1,350 lb.)
8	5' - 10"			
9	6' - 6"			Electric #2 (400 lb.)
10	7' - 2"			
11	7' - 10"			
12	8' - 6"			
13	9' - 3"			
14	10' - 0"			
15	10' - 8"			
16	11' - 4"			
17	12' - 0"			Electric #3 (425 lb.)
18	12' - 8"			Orchestra Shell Ceiling #2 (1,350 lb.)
19	13' - 4"			Electric #4 (425 lb.)
20	14' - 0"			
21	14' - 9"			
22	15' - 6"			
23	16' - 2"			
24	16' - 10"			
25	17' - 6"			
26	18' - 2"			
27	18' - 11"			Electric #5 (425 lb.)
28	19' - 8"			
29	20' - 4"			Orchestra Shell Ceiling #3 (1,300 lb.)
30	21' - 0"			
31	21' - 8"			
32	22' - 4"			
33	23' - 0"			Electric # 6 (425 lb.)
34	23' - 9"			
35	24' - 6"			
36	25' - 2"			
37	25' - 10"			Electric #7 (525 lb.)
38	26' - 6"			
39	27' - 2"			
40	27' - 10"			Orchestra Shell Ceiling #4 (1,225 lb.)
41	28' - 7"			
42	29' - 4"			
43	30' - 0"			
44	30' - 8"			
45	31' - 4"			
46	32' - 8"			Star Drop (Full Stage Black)

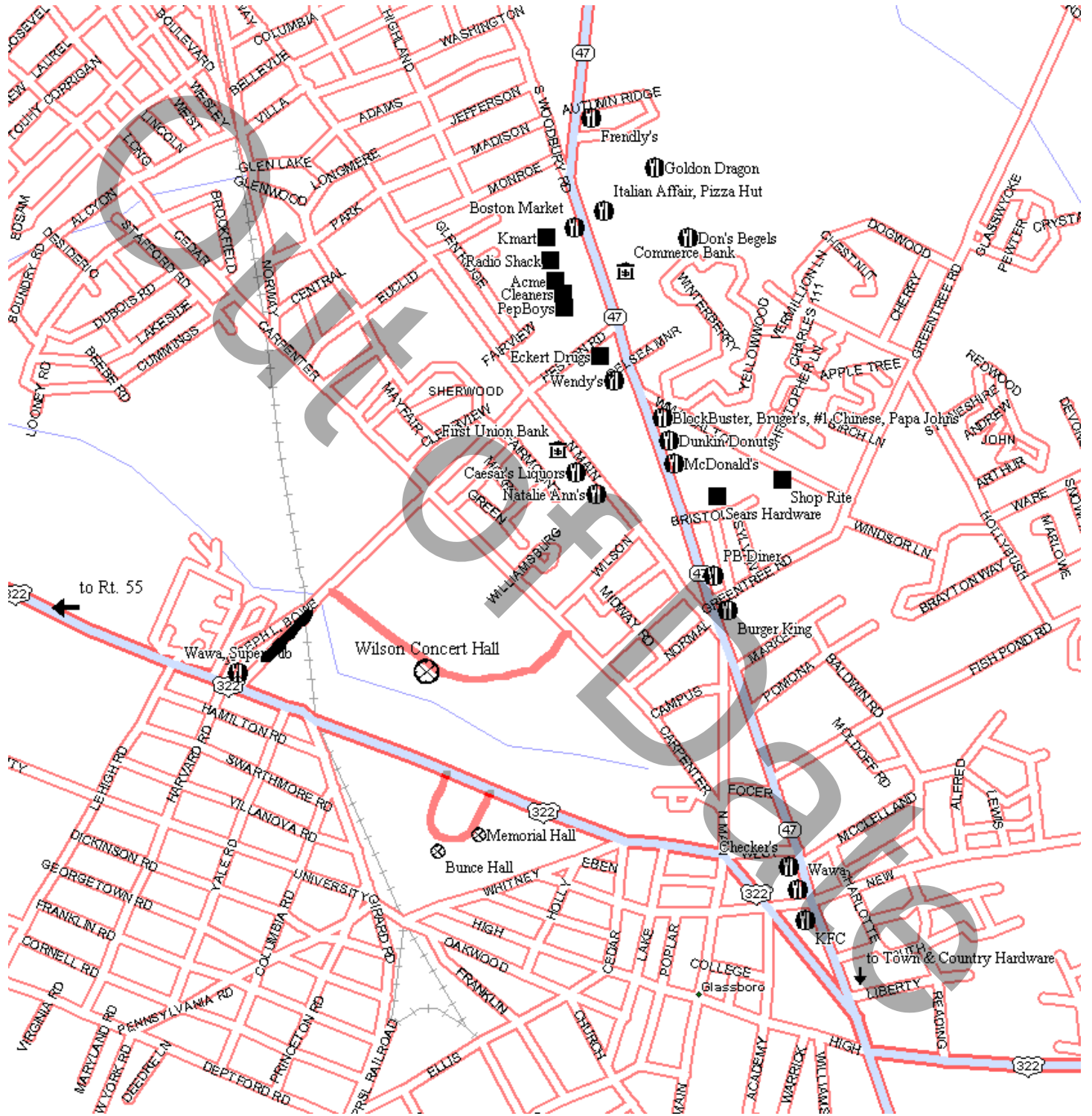
Empty Pipe: approx. 100 lb. | Full Stage Black: 175 lb. | Leg Set: 50 lb. | Border: 50 lb. | 1 Brick approx. 50 lb. | All weight is marked above pipe weight unless noted. Out height 55' | In height 4' | Electric out height approx. 35' | Max Arbor Capacity 1,300 lb. Current as of 7/18/97

Seating Chart (Attachment B)




Area Map (Attachment C)

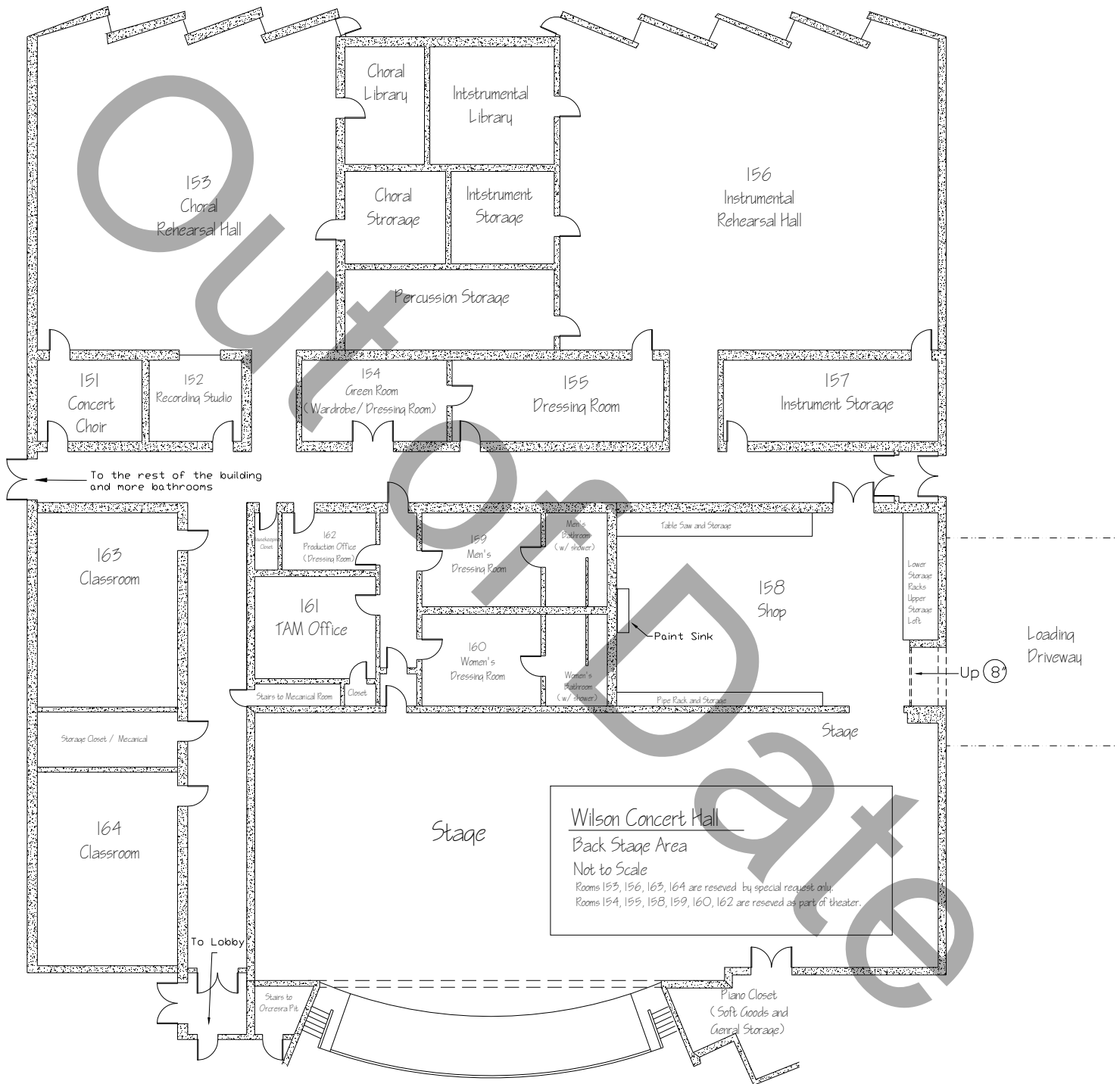
Compiled and Printed using Street Atlas 4.0



Rowan University Ground Plan (Simplified) (Attachment D)



Back Stage Floor Plan of Theater Wing (Attachment E)



Replace this page with 1/4" Lighting and Circuit Plot
External AutoCAD 14 File:

Plot not yet available.

Attachment F

Replace this page with 1/4" Ground Plan
External AutoCAD 14 file:

Plot not yet available.

Attachment G

Replace this page with 1/4" Centerline Section
External AutoCAD 14 file:

Plot not yet available.

Attachment H